

Using Carmen Canvas Data for Student Learning Assessment

OAA Assessment Conference

Mitsu Narui, PhD

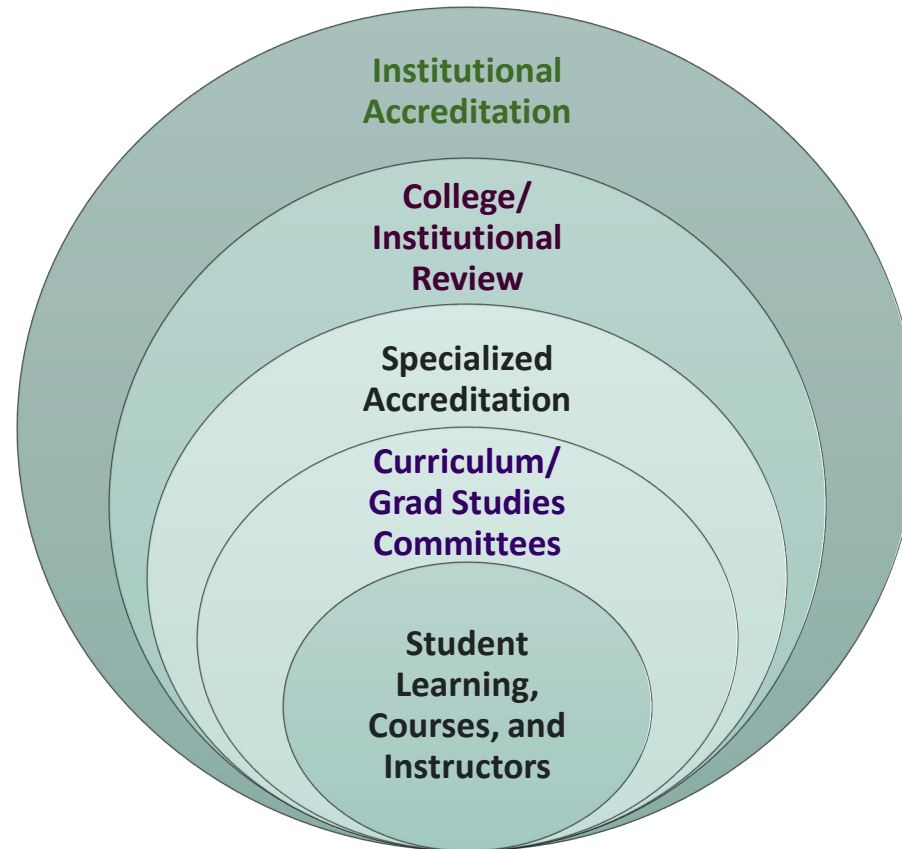
Director of Institutional Effectiveness & Assessment, Institutional Research & Planning

“Data is not just numbers, it’s the story of our students. When we understand the data, we can better understand their needs and help them succeed.”

CoPilot – when I asked for a quote about data and student learning outcomes



Culture of Assessment



Overview of Nuventive

- ✓ Aligns with OSU's assessment process
- ✓ Allows programs to track changes over time
- ✓ Provides a document repository
- ✓ Has robust reporting capabilities

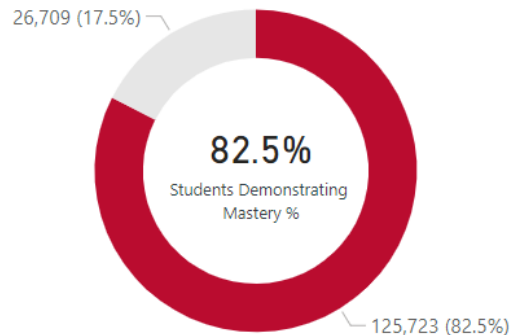


Outcome Mastery

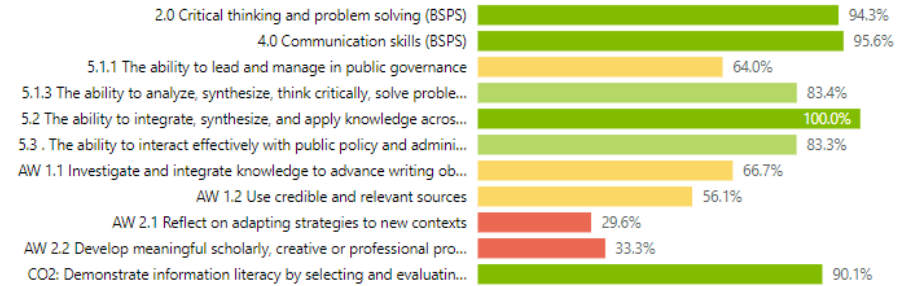
Dataset Refreshed
8/17/2024

Term: All | Course: All | Section: All | Learning Outcome: All

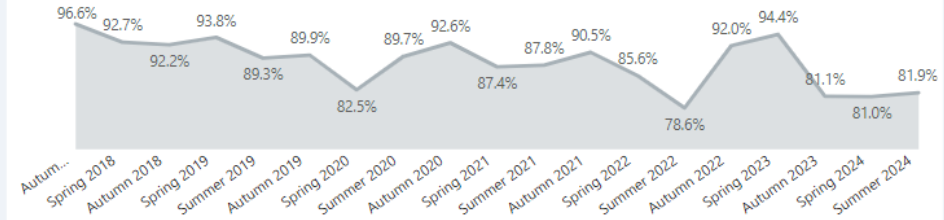
Students Demonstrating Mastery



Percent Mastery by Outcome



Percent Mastery Over Time



15 Courses | 710 Sections | 751 Outcomes | 155K Student Scores

To have your course added

- Go to https://go.osu.edu/carmen_canvas
- Fill out application
- Outcomes/assignment data will populate within a week
- Demographics won't be added until the end of the semester

To access your course

- Go to <https://go.osu.edu/nuventive>
- Choose the appropriate program from the dropdown menu (if you have access to more than one program)
- Go to “Program Plan” → Program Outcomes and Results → Dashboard options should be on the right



Shows options to expand the view

Questions?

Mitsu Narui, PhD (Narui.1@osu.edu)

Warren Flood, PhD (flood.13@osu.edu)

Virtual Office Hours: Thursdays 2-3pm (<https://go.osu.edu/osuassessment>)